


# Fact Sheet

Volume . August 2011



## AFFIN EQUITY FUND

### Fund Objective

To reward the Unit Holders with a reasonable rate of return on income and to realise capital growth.

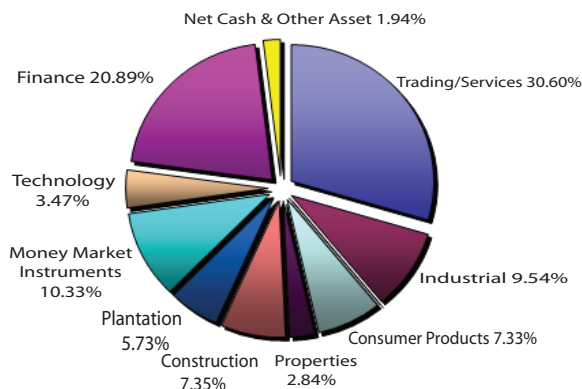
### Investor Profile

For investors who are willing to take higher risks in anticipation of higher returns over medium to long-term period.

### Investment Strategy

Seeks to maximise total returns by providing investors with a combination of income and capital appreciation through investing in the stock market. It reduces risk by investing in diversified investment mainly in listed equities and short-term money market instruments.

### Asset Allocation as at 29 July 2011

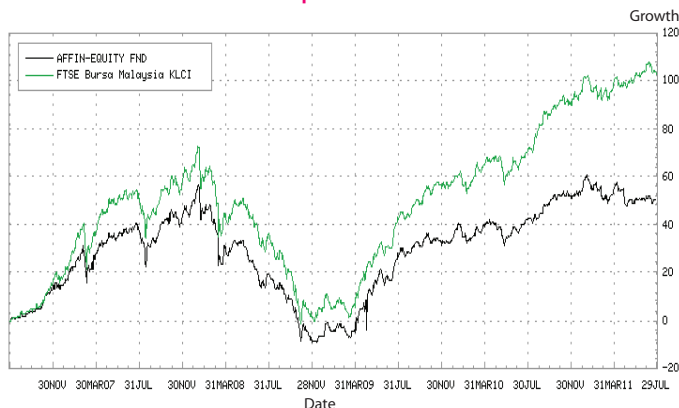


### Top 5 Investment

Malayan Banking	6.98%
CIMB Group	4.52%
Public Bank	4.37%
Petronas Chemical	4.32%
Genting Bhd	4.31%

<b>Fund Category</b>	: Equity
<b>Type of Fund</b>	: Income and Growth
<b>Trustee</b>	: Mayban Trustees Berhad
<b>Launch Date</b>	: 29 April 1993
<b>Financial Year End</b>	: April 30
<b>Approved Fund Size</b>	: 400 million units
<b>Asset Allocation</b>	: Maximum 90% of the Fund's NAV in Equities : Minimum 10% of the Fund's NAV in Liquid Assets
<b>Fund Size</b>	: RM51.18 Million
<b>Management Fee</b>	: Up to 1.5% p.a. of NAV
<b>Trustee Fee</b>	: Up to 0.1% p.a. of NAV
<b>Sales Charge</b>	: Up to 7% of NAV per unit
<b>Investment Manager</b>	: Affin Fund Management Berhad

### Comparative Returns



Source: Bloomberg, July 29, 2011

### Total Return as at 31 July 2011\*\*

	1 Year	3 Years	5 Years
Affin Equity Fund	9.63%	30.65%	55.69%
Average Malaysia Equity	18.15%	44.91%	87.64%

\*\* Source: Lipper Investment Management, August 03, 2011

Based on the fund's portfolio returns as at 15 July 2011, the Volatility Factor (VF) for this fund is 14.69 and is classified as "High" (source: Lipper). "High" includes funds with VF that are above 14.240 but not more than 17.535. The VF means there is a possibility for the fund in generating an upside return or downside return around this VF. The Volatility Class (VC) is assigned by Lipper based on quintile ranks of VF for qualified funds. VF is subject to monthly revision and VC will be revised every six months. The fund's portfolio may have changed since this date and there is no guarantee that the fund will continue to have the same VF or VC in the future. Presently, only funds launched in the market for 36 months will display the VF and its VC.

Investors are advised to read and understand the contents of the Master Prospectus dated 31 October 2010 obtainable at our authorised Institutional Unit Trust Adviser and Affin Fund Management Berhad's office before investing. A copy of the Master Prospectus has been registered with the Securities Commission Malaysia. Investors should consider the fees and charges involved and consult your Financial or other Professional Adviser if you are in doubt about any feature or nature of the Fund. The price of units and distribution, if any, may go down as well as up and past performance of the Fund is no guarantee of its future performance. Where a unit split/distribution is declared, investors are advised that following the issues of additional units/distribution the net asset value per unit will be reduced from pre-split NAV/cum-distribution NAV to post unit split NAV/ex-distribution NAV. If there is a declaration of unit split the value of investment in Malaysian Ringgit terms will remain unchanged after the distribution of additional units. Any issue of unit to which the Master Prospectus relates will only be made on receipt of the application form referred to in and accompany the Master Prospectus. Investors are also advised to read and understand the contents of the Unit Trust Loan Financing Risk Disclosure Statement before deciding to borrow to purchase units.